



Boston University 2023 Primary Recruitment

Potential New Member Handbook
February 17th – 21st

A Letter from the Recruitment Director

Dear Potential New Member,

On behalf of the entire Panhellenic Community at Boston University, I would like to extend a warm welcome to Formal Recruitment 2023. Although our first day of Recruitment is online, all of us are beyond excited to return to in-person recruiting for the majority of the process! BU is a big school, and we hope that you find your home in the Panhellenic Community. Formal Recruitment can be a daunting and stressful process, so the Panhellenic Council has put together a handbook for Potential New Members (PNMs). In this handbook you will find introductions to each of our ten chapters, some tips for going through the Recruitment process, rules for Recruitment, and more! When Recruitment begins, you will be put into groups led by Pi Chis who are there to support you through the process and answer any questions you might have.

Joining a sorority is one of the best decisions I made in college. Not only have I found lifelong friends and established myself as a member of a community that shares my ambitions and values, I have also been granted numerous opportunities for leadership and both personal and professional development. I truly believe that the members of my own chapter and the larger Panhellenic Community empower and uplift me each day. Myself, the Panhellenic Council, and all of our chapter members hope that you find true sisterhood among people who strive for excellence as a community and as individuals.

As you go through the Recruitment process and meet members from all of our Panhellenic chapters, I encourage you to think about yourself and which chapter communities feel like they are calling out to you. This process is all about *you* and finding *your* community. Each chapter is unique in many ways, but something all of our chapters share is ambition, confidence, and, above all, sisterhood. When meeting each chapter, pay attention to the values they put forth and think about what draws you in the most. Every chapter has so much to offer, from career networks to philanthropic commitment to support from people who feel like family.

To conclude, I want to offer you a piece of advice that helped me guide myself through the process. As cliché as it may sound, the key to going through Recruitment is to trust the process. You will meet so many new people during Recruitment, so remember to be yourself and always put your best foot forward. The chapter members who you will be speaking with are excited to be your future sisters and welcome you with open arms. While some parts of Recruitment might be challenging and tiring, try to have fun expressing yourself on your path to finding your new family. I mean every word when I say that you will end up in the perfect place for you no matter which of our chapters you join. The Panhellenic Community is so excited that you have chosen to join us, and we hope that in one of our ten incredible chapters you will find your letters for a lifetime!

Sincerely,
Rachel Wolf-Wagner, Recruitment Director

Table of Contents

<u>A LETTER FROM THE RECRUITMENT DIRECTOR</u>	<u>2</u>
<u>RECRUITMENT TEAM & PANHELLENIC COUNCIL</u>	<u>4</u>
<u>MY INFORMATION</u>	<u>5</u>
<u>ZOOM INFORMATION</u>	<u>6</u>
<u>RULES OF RECRUITMENT</u>	<u>7</u>
<u>PNM BILL OF RIGHTS</u>	<u>8</u>
<u>GREEK GLOSSARY</u>	<u>9</u>
<u>TIPS FOR PNMs</u>	<u>11</u>
<u>RECRUITMENT Q & A</u>	<u>12</u>
<u>THE PANHELLENIC CREED</u>	<u>13</u>
<u>THE GREEK ALPHABET</u>	<u>14</u>
<u>DAILY SCHEDULES</u>	<u>17</u>
<u>DRESS CODE</u>	<u>20</u>
ALPHA DELTA PI	21
ALPHA EPSILON PHI	22
ALPHA PHI	23
DELTA DELTA DELTA	24
DELTA GAMMA	25
GAMMA PHI BETA	26
KAPPA ALPHA THETA	27
KAPPA DELTA	28
SIGMA DELTA TAU	29
SIGMA KAPPA	30

Recruitment Team & Panhellenic Council



Rachel (she/her) -
Recruitment Director



Greta (she/her) -
Head Pi Chi



Shannon (she/her) -
President



Maysen (she/her) -
Recruitment Marshall



Carly (she/her) -
Executive Vice President



Sofia (she/her) -
VP of Communications



Abby (she/her) -
VP of Leadership and
Chapter Development



Sarah (she/her) -
VP of Finance

My Information

Name: _____

PNM #: _____

Pi Chi's Names:

Recruitment Group #:

Group Leader's Phone Number:

My Pi Chi Group Email:

Zoom Information

- **ONLY DAY 1 IS ON ZOOM.**
- ****You must join every party *at least 5 minutes before the scheduled start time.* in order to be marked present, you will be in the waiting room during this time and will not be let in until the official start time of the party.****
- Please update your Zoom app on your computer to the newest version before Day 1.
- Edit your name for your Zoom account name to be “First Name Last Name PNM Number” (ex: Jane Smith 142).
 - Settings → Profile → ‘View Advanced Features’ → click ‘Profile’ tab → edit your name in the ‘Display Name’ bar
- No phones during parties.
- Turn your cameras on as soon as each party starts and do not turn them off until the end.
- **If you have a technical issue or something goes wrong where you were unable to complete a party, please let your Pi Chi know ASAP so we can place you in one of our technical difficulty parties that we have at the end of each day!**

Rules of Recruitment

There are some topics that have no place in the recruitment rooms and should be a factor in either yours or the chapters' decisions. The chapters should also steer clear of these topics, and if they bring them up in any capacity, please let your Pi Chi know, and we'll remind the chapter ☺.

Topics to avoid in discussions with chapters (5 B's):

- *Booze:*
 - Please don't ask/talk about alcohol/partying/substances
- *Bama*
 - Leave politics out of the discussion
- *Bible*
 - Leave religion out of the discussion
- *Baes*
 - Do not talk about romantic interests/boyfriends/girlfriends/partners
- *Bid Promising*
 - Do not ask a chapter if you'll be returning, you'll find out the next day!

*The exception to this rule is talking about campus involvement or activities

- Ex: you are very involved in an on-campus group that falls either into the religion or political categories
- Please keep this discussion more centered on involvement than ideology

PNM Bill of Rights

- The right to be treated as an individual
- The right to be fully informed about the recruitment process
- The right to ask questions and receive true and objective answers from Pi Chis and members
- The right to be treated with respect
- The right to be treated as a capable and mature person without being patronized
- The right to ask how and why and receive straight answers
- The right to have and express opinions to Pi Chis
- The right to have inviolable confidentiality when sharing information with Pi Chis
- The right to make informed choices without undue pressure from others
- The right to be fully informed about the NPC Unanimous Agreements implicit in the Membership Recruitment Acceptance Binding Agreement (MRABA) signing process
- The right to make one's own choice and decision and accept full responsibility for the results of that decision
- The right to have a positive, safe, and enriching recruitment and new member experience
- The right not be subjected to competitive recruitment related conversations or situations (i.e. "dirty rushing") with active chapter members at any time
- The right to receive an accurate picture of sorority membership and the obligations associated with it
- The right to report any violation of the Rules of Recruitment to a Pi Chi or member of the Recruitment Team

Greek Glossary

Active: An initiated collegiate member who is currently paying dues to an undergraduate chapter.

Alumna: A sorority member who is a graduate member of a collegiate chapter.

Bid: A formal invitation to join a sorority.

Continuous Open Bidding (COB): The period in which a sorority below the campus total is able to recruit members outside of Primary Recruitment.

MRABA (Membership Recruitment Acceptance Binding Agreement): A document that each Potential New Member completes immediately following the preference round of parties stating her membership preferences. The PNM ranks the sororities she would accept a bid from in preferential order. This is a binding agreement stating that the PNM is willing to accept a bid from any sorority she lists.

Primary Recruitment: A designated membership recruitment period in which a series of organized events are held for the purpose of selecting new members

ICS: The computer system that processes your recruitment registration and daily selections.

Initiation: A ceremony in which new members receive lifelong membership privileges.

Legacy: A PNM whose family member is an alumna of, or active member in a particular sorority. Every sorority has different specific definitions of what a "legacy relationship" is.

National Panhellenic Conference (NPC): Founded in 1902, NPC provides support and guidance for its 26 member inter/national sororities/women's fraternities and serves as the

national voice on contemporary issues of sorority life. BU has 10 NPC affiliated sororities.

New Member: A person who has accepted an invitation to join a chapter and has not yet been initiated.

Parties: The rounds of visiting the chapters during Formal Recruitment.

Philanthropy: A national and/or local charity that a sorority supports, donating time and money through service in order to promote human welfare.

Pi Chi (Panhellenic Counselor): A Panhellenic sorority member who has disassociated from her chapter during Formal Recruitment. She is specially trained to help PNMs and answer any questions they may have about sorority membership.

Potential New Member (PNM): Any person who is eligible to participate in Formal Recruitment (AKA you!)

Preference: The final parties held by sororities during recruitment. They are fancier than previous parties and usually include a ritual that PNMs participate in

Sorority: A Greek-lettered sisterhood.

Recommendation/Reference: A written letter or statement from an alumna on the sorority's official recommendation form introducing and recommending a PNM for membership.

Tips for PNMs

- Take notes after leaving each event - what you talked about, notable characteristics of the chapter, anything else to help you remember your visit at a later time.
- Be positive and polite.
- Look at the sorority as a whole. Don't judge the entire chapter by just one person.
- Ask questions - it helps the conversation and is a sign of interest.
- Be mature in your decision making.
- Be realistic about the members with whom you feel the most comfortable.
- Active members are just as nervous, anxious and excited as you are.
- Do not interpret any remark made at an event as assurance of a bid – one individual member has no way of determining this.
- Make sure to get ample rest and relaxation - it is a long process! Stay hydrated and make time for yourself each day.
- Remember to make your own decision. If you have any questions or feelings you need to discuss, your Pi Chi is here as a resource to help you get through the process.
- Most importantly...be yourself!

Recruitment Q & A

Q: Do I need to go to all of the parties listed on my recruitment schedule?

A: Yes! The objective of primary recruitment is for you, as a Potential New Member, to learn as much as you can about the BU Greek community, as well as each of the chapters. This will allow you to make the best possible decision regarding membership.

Q: Will all participants receive a bid at the end of recruitment?

A: Recruitment is a process of mutual selection, and as such there are many different outcomes to the process. Participation in primary recruitment does NOT guarantee you an invitation to join a sorority, and it is possible to go through recruitment and not receive a bid.

Q: If I participate in primary recruitment, am I obligated to join a sorority?

A: Potential New Members who choose to participate in recruitment are not obligated to join a sorority. The recruitment process is structured to allow women interested in sorority membership the opportunity to explore Sorority Life and see if it is the right fit for them.

Q: If I am a legacy to a sorority, is there anything I should know?

A: Some sororities want to know who their legacies are, so please remind your family member to send the chapter a legacy introduction form. With regards to legacies, Panhellenic does not have any specific policies. Each sorority has its own policy regarding legacies and it is up to the discretion of each individual chapter as to whether they are interested in offering membership to a legacy. Likewise, legacies are not obligated to join the sorority they are a legacy in.

Q: What if I only want to be in a certain sorority?

A: Only wanting to be a member of one specific sorority or only considering a few sororities can severely limit a PNM's options for membership and can lead to disappointment. Please do not choose a sorority based on stereotypes or others' opinions. We encourage you to keep an open mind and make the decision that is right for you.

The Panhellenic Creed

We, as undergraduate members of women's fraternities, stand for good scholarship, for guarding of good health, for maintenance of fine standards, and for serving, to the best of our ability, our college community.

Cooperation for furthering fraternity life, in harmony with its best possibilities, is the ideal that shall guide our fraternity activities.

We, as Fraternity Women, stand for service through the development of character inspired by close contact and deep friendship of individual and fraternity and Panhellenic life. The opportunity for wide and wise human service, through mutual respect and helpfulness is the tenant by which we strive to live.

A Alpha al-fah	B Beta bay-tah	Γ Gamma gam-mah	Δ Delta del-tah	E Epsilon ep-si-lon	Z Zeta zay-tah
H Eta ay-tay	Θ Theta thay-tah	I Iota eye-o-tah	K Kappa cap-ah	Λ Lambda lam-dah	M Mu mew
N Nu new	Ξ Xi zz-eye	O Omicron om-e-cron	Π Pi pie	P Rho roe	Σ Sigma sig-mah
T Tau taw	Υ Upsilon oop-si-lon	Φ Phi fie	X Chi k-eye	Ψ Psi sigh	Ω Omega o-may-gah

The Greek Alphabet

Α Β Γ Δ

alpha beta gamma delta

Ε Ζ Η Θ

epsilon zeta eta theta

Ι Κ Λ Μ

iota kappa lambda mu

Ν Ξ Ο Π

nu xi omicron pi

Ρ Σ Τ Υ

rho sigma tau upsilon

Φ Χ Ψ Ω

phi chi psi omega

A Word on Academics

While there is no minimum GPA or GPI to participate in sorority recruitment, it is **HIGHLY** recommended that you be at or above a 2.5 cumulative college GPA.

Green Zone (2.7+): Your options are not likely to be limited based on your GPA

Yellow Zone (2.5-2.69): Your options are more likely to be limited based on your GPA

Red Zone (2.49 and below): Your options are very likely to be limited based on your GPA

Academics are a top priority for every sorority and in order to remain an active member, you must maintain your grades throughout membership. Each sorority implements programs to assist their members in academic pursuits, including study hall hours, incentives, and scholarships. Sorority members at Boston University consistently perform at a comparable GPI standard than those of the All University average and All University Women's average.

Spring 2022:

All University GPI: 3.4

All University Women's GPI: 3.46

Panhellenic GPI: 3.24

Formal Recruitment Structure

Day One: 'Go Greek' round: 10 minute parties

Parties begin at 3:00 pm. You will visit all 10 chapters and at the end of the day, you will select the 8 chapters that you wish to visit the next day. The chapters will also make selections of PNMs they would like to invite back to their parties.

Day Two: 'Philanthropy' round: 25 minute parties

Parties begin at 10:00 am. You may be invited back to a maximum of 8 chapters on this day. Once you are done visiting all of your chapters, you will select a maximum of 5 chapters that you wish to visit again. The chapters will also select PNMs who they would like to invite back the next day.

Day Three: 'Sisterhood' round: 40 minute parties

Parties begin at 10:00 am. You may be invited back to visit a maximum of 5 chapters. At the end of the day you will make a selection of a maximum of 2 chapters that you wish to visit again. The chapters will also select PNMs who they would like to invite back the next day.

Day Four: 'Preference' round: 55 minute parties

Parties begin at 10:00 am. You may be invited back to a maximum of 2 chapters. If you attend 1 preference party, that is okay! At the end of the evening, you sign a preference card ranking the chapters you visited.

BID DAY: A day of celebration!

Begins at 6:00 pm. You will potentially receive a bid from 1 of the 2 chapters you visited on day four. A Panhellenic celebration will take place in Metcalf and will be followed by individual chapter celebrations.

Daily Schedules

Day 1: Friday, February 17th **VIRTUAL***

Recruitment Kickoff	2:00 PM		You will receive your group's schedule and Zoom Links from your Pi Chis on Friday afternoon.
Meet in Pi Chi Groups on Zoom	2:30 PM		
	Party Start Time	Party End Time	You will only have 10 parties, so you will have breaks throughout the evening!
Party 1	3:00 PM	3:15 PM	
Party 2	3:25 PM	3:40 PM	
Party 3	3:50 PM	4:05 PM	
Party 4	4:15 PM	4:30 PM	
Party 5	4:40 PM	4:55 PM	
Party 6	5:05 PM	5:20 PM	
Party 7	5:30 PM	5:45 PM	
Party 8	5:55 PM	6:10 PM	
Party 9	6:20 PM	6:35 PM	
Break	6:35 PM	7:10 PM	
Party 10	7:20 PM	7:35 PM	
Party 11	7:45 PM	8:00 PM	
Party 12	8:10 PM	8:25 PM	
Party 13	8:35 PM	8:50 PM	
Party 14	9:00 PM	9:15 PM	
Party 15	9:25 PM	9:40 PM	
Party 16	9:50 PM	10:05 PM	
Party 17	10:15 PM	10:30 PM	
Party 18	10:40 PM	10:55 PM	
Tech 1 (Makeup)	11:05 PM	11:20 PM	
Tech 2 (Makeup)	11:30 PM	11:45 PM	
All preferences must be submitted via Zoom with your Pi Chi by 12:00 AM at the very latest.			

****Reminder that you *must* join each virtual party a minimum of 5 minutes prior to the scheduled start time to be counted for attendance. You will be held in the waiting room until the official start time of each party!****

Day 2: Saturday, February 18th

Meet in Pi Chi Groups in Metcalf	9:00 AM		Your individual day 2 schedules will be sent out on Saturday morning. Each PNM may return to up to 8 chapters on Day 2.
	Party Start Time	Party End Time	
Party 1	10:00 AM	10:30 AM	
Party 2	10:50 AM	11:20 AM	
Party 3	11:40 PM	12:10 PM	
Party 4	12:30 PM	1:00 PM	
Party 5	1:20 PM	1:50 PM	
Party 6	2:10 PM	2:40 PM	
Break	2:40 PM	3:40 PM	
Party 7	4:00 PM	4:30 PM	
Party 8	4:50 PM	5:20 PM	
Party 9	5:40 PM	6:10 PM	
Party 10	6:30 PM	7:00 PM	
Party 11	7:20 PM	7:50 PM	
Party 12	8:10 PM	8:40 PM	
Party 13	9:00 PM	9:30 PM	
All preferences must be submitted with your Pi Chi by 9:50 PM at the very latest.			

Day 3: Sunday, February 19th

Meet in Pi Chi Groups in Metcalf	9:00 AM		<p>Your individual day 3 schedules will be sent out on Sunday morning.</p> <p>Each PNM may return to up to 5 chapters on Day 3.</p>
	Party Start Time	Party End Time	
Party 1	10:00 AM	10:45 AM	
Party 2	11:05 AM	11:50 PM	
Party 3	12:10 PM	12:55 PM	
Party 4	1:15 PM	2:00 PM	
Break	2:00 PM	3:00 PM	
Party 5	3:20 PM	4:05 PM	
Party 6	4:25 PM	5:10 PM	
Party 7	5:30 PM	6:15 PM	
Party 8	6:35 PM	7:20 PM	
Party 9	7:40 PM	8:25 PM	
Party 10	8:45 PM	9:30 PM	
All preferences must be submitted with your Pi Chi by 10:00 PM at the very latest.			

Day 4: Monday, February 20th

Meet in Metcalf or Zoom	9:00 AM		<p>Your individual day 4 schedules will be sent out on Monday morning.</p> <p>Each PNM may return to up to 2 chapters on Day 4.</p>
	Party Start Time	Party End Time	
Party 1	10:00 AM	11:00 AM	
Party 2	11:20 AM	12:20 PM	
Break	12:20 PM	1:20 PM	
Party 3	1:40 PM	2:40 PM	
Party 4	3:00 PM	4:00 PM	
You must make final selections and sign your MRABA by 8:30 PM with a representative of Panhel.			

Day 5: Tuesday, February 21st

Bid Day begins in the Metcalf Ballroom at 6:30 PM!

Dress Code

Most importantly, wear what YOU feel comfortable in and expresses your style!


Day 1 & 2: Casual

*no athletic wear or sweats




Day 3: Business Casual

*think what you would wear to an interview



Day 4: Cocktail Attire



★ Alpha Delta Pi ★

"We Live For Each Other"



Philanthropy	● Ronald McDonald House Charities
Minimum GPA	2.7
New Member Dues	\$760 - includes membership badge
Active Sister Dues	\$450/Fall + \$120 Delta Fee \$450/Spring

★ Alpha Epsilon Phi ★


“Many Hearts, One Purpose”



Philanthropies	<ul style="list-style-type: none"> • Elizabeth Glaser Pediatric Aids Foundation • Sharsharet
Minimum GPA	2.5
New Member Dues	\$380
Active Sister Dues	\$320/semester

★ Alpha Phi ★

“Union hand in hand”



Philanthropies	<ul style="list-style-type: none"> American Heart Association Alpha Phi Foundation
Minimum GPA	2.5
New Member Dues	\$400
Active Sister Dues	\$400/semester

★ Delta Delta Delta ★

“Let us steadfastly love one another”



Philanthropies	<ul style="list-style-type: none"> • St. Jude Children’s Research Hospital • Tri Delta Foundation
Minimum GPA	2.5
New Member Dues	\$690
Active Sister Dues	\$380/semester

★ Delta Gamma ★


"Do Good"



Philanthropies	<ul style="list-style-type: none"> • Service for Sight • Joining Forces • Golden Anchor Program
Minimum GPA	2.5
New Member Dues	\$691
Active Sister Dues	\$401.50/semester

★ Gamma Phi Beta ★

“Building Strong Girls”



Philanthropy	● Girls on the Run
Minimum GPA	2.7
New Member Dues	\$635
Active Sister Dues	\$435/semester

★ Kappa Alpha Theta ★

“Leading Women”



Philanthropies	<ul style="list-style-type: none"> • Court Appointed Special Advocates (CASA) • Kappa Alpha Theta Foundation
Minimum GPA	2.75
New Member Dues	\$288 + \$184 Initiation Fee
Active Member Dues	\$455/fall \$288/spring

★ Kappa Delta ★

“Honorable, Beautiful, Highest”



Philanthropies	<ul style="list-style-type: none"> ● Prevent Child Abuse America ● Girl Scouts of USA
Minimum GPA	2.7
New Member Dues	\$698
Active Sister Dues	\$516/Semester

★ Sigma Delta Tau ★


“One Hope of Many People”



Philanthropies	<ul style="list-style-type: none"> ● Prevent Child Abuse America (PCAA) ● Jewish Women International (JWI) ● Sigma Delta Tau Foundation
Minimum GPA	2.5
New Member Dues	\$670
Active Sister Dues	\$455/Semester Senior Dues: \$320/Semester

★ Sigma Kappa ★

“One Heart, One Way”



Philanthropies	<ul style="list-style-type: none"> • Sigma Kappa Foundation • Inherit the Earth • Maine Seacoast Mission • Alzheimer's Association • Gernotology
Minimum GPA	2.5
New Member Dues	\$621
Active Sister Dues	\$417/Semester